

On the Hunt for Maggie O'Brady, Storybook Lady A Virtual Scavenger Hunt



INTRODUCTION

This **virtual field trip and scavenger hunt** is designed to be a fun and educational activity, one that may inspire students to **create their own Google Earth projects**. Incorporated into the project are videos and photographs that will enhance the experience and the learning. Critical reading skills are reinforced as students read and follow directions carefully. Cultural and geographical trivia will be presented as students gather information to complete the student handout. This journey **ends with a riddle to solve**.

You can find other virtual scavenger hunts at [Big Ideas for Little Scholars](#). You might like to start by reading [this short blog post](#).

You will need:

- [this Google Earth Project link](#)
- copies of the **student handout** (see pages that follow)

Complete this as a class together, or have students work independently or in pairs. The *Google Earth* app is not needed for the activity.

See the next page for **simple instructions and a few tips** to share with your students.

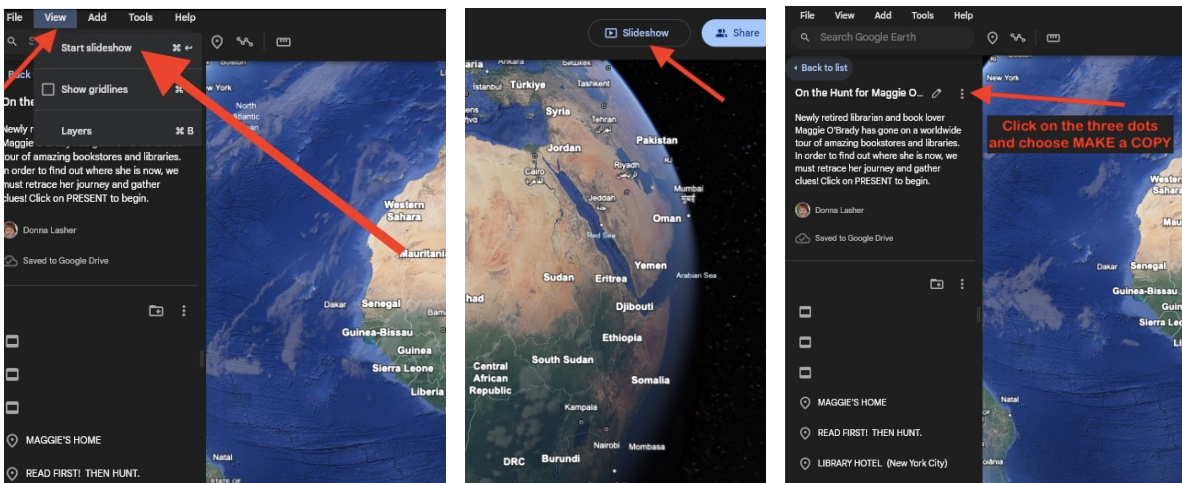
To Go on the Hunt

Instructions will guide students through the journey. A **Table of Contents** will be visible to them, but explain that they need to **advance one slide at a time by clicking on the right arrow** or using the arrow keys.



Project Page

If you exit the slideshow, you will land on the project page. To resume the hunt, simply click VIEW and then START SLIDESHOW or **find a play button at the top right to play the SLIDESHOW**. To make your own copy, click on the three buttons next to the project title (see far right photo below), and **MAKE A COPY**.



A Few Tips

Students may need to **scroll down to see the complete text**. A text box will sometimes include photographs or videos. There may be more than one type of media on a slide; have students **click on the videos and pictures to enlarge** them.

The compass on Google Earth is important when using cardinal directions. Make sure students understand that they can **click on the compass to realign it** (red points north). The compass can be found in the bottom right corner of the map.



Riddle and Conclusion

Students may know the answer to the riddle or they might Google it! Once they have the answer, pass out the final clue ("**Find Maggie**" -page 7). **When they've determined the password, [share this link](#).**

Comments? Questions? Click [here](#) to send a message.

I hope your students are inspired to create their own projects. Read more [HERE](#).

Name: _____

"On the Hunt for Maggie O'Brady, Storybook Lady" Virtual Scavenger Hunt

DIRECTIONS: As you retrace Maggie's trip via Google Earth, use the clues to gather the information needed to complete the puzzles below.

FIRST STOP: Storybook Village (Pentwater, Michigan)

1. name of the theater at this bookstore
2. lake closest to the bookstore
3. the Great Lake that connects with #2
4. the name of the bug in a book

	A	B	C	D	E	F	G	H	I

SECOND STOP:

--	--	--	--	--	--	--	--

Hotel

5. park that is within walking distance from the hotel (about 3 blocks)
6. Maggie's room was on the _____ floor.
7. One book on a lovely tray in her room gave Maggie _____ to be creative.

	A	B	C	D	E	F

THIRD STOP: Biblio Toyen in the city of

--	--	--	--

8. section number near computer station in the library (write as a word)
9. type of exploration at the Fram
10. sea between Oslo and London

	A	B	C		D	E

FOURTH STOP: Children's Library of

--	--	--

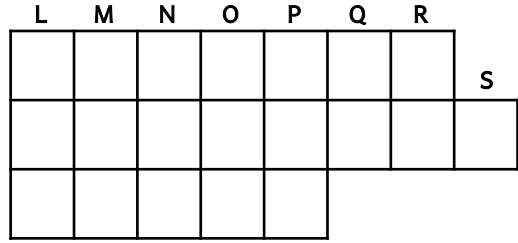
--	--	--	--	--	--

11. the gulf to the north
12. an emirate is a _____

	A	B	C	D	E	F	G

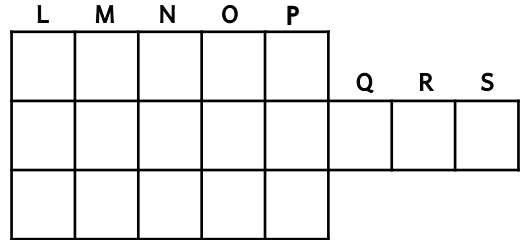
FOURTH STOP (cont.)

1. a desert lynx is called a _____
2. children from toddler to the age of _____ are allowed in the library
3. the game that is the focus of the plot of the book Maggie read



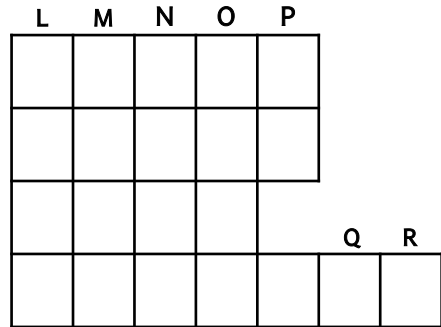
FIFTH STOP: Mobile Library (Thailand)

4. number of mobile libraries serving 33 regions of Mae Hong Son. (write as a word)
5. country southeast of Thailand
6. Between Thailand and the Philippines is the South _____ Sea.



FINAL STOP: Al Ateneo Grand Splendid (Buenos Aires, Argentina)

7. country along western border of Argentina
8. the dance "born" in Buenos Aires
9. fresco paintings are found in the _____ at the ceiling of the building
10. the robot who greets you at the planetarium in Buenos Aires



SOLVE: Find the letter to write in each box below. One letter is missing and can be filled in all remaining boxes. Solve the riddle that is revealed.



3M

2E



12G

8M

10A


5C



5O

12A


1A



1L


7C

8C



5C


4C



2A

2N

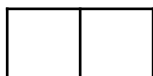
10D



5R

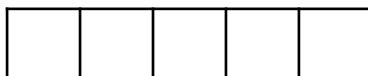
2C

6E



11F

8N



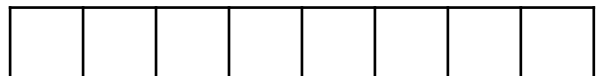
6A

9N

9A

4L

5C



10P

1C

3L

12A

2A

8M

7L

12A

?

Find Maggie

Answer to riddle: _____ Which state on the west coast of the U.S. contains all the letters in that answer? _____. **You now know which state Maggie is in.**

Fill in the location words you wrote in boxes (not numbered) at each of the stops below:

2nd Stop: _____
 1 2 3 4 5 6 7

3rd Stop: _____
 8 9 10 11

4th Stop: _____
 12 13 14 15 16 17 18 19

6th Stop _____
 20 21 22 23 24 25 26 27 28

Write the letter on each blank below that corresponds with the numbers above to find Maggie's location. **■ ■**

_____ _____ _____ _____ _____ _____
8 14 25 27 5 13 11 14 25 25 4 23 23 16 8 14 9 23

Search on Google Earth for this location and find the Zip code. That's your password.

Find Maggie

Answer to riddle: _____ Which state on the west coast of the U.S. contains all the letters in that answer? _____. **You now know which state Maggie is in.**

Fill in the location words you wrote in boxes (not numbered) at each of the stops below:

2nd Stop: _____
 1 2 3 4 5 6 7

3rd Stop: _____
 8 9 10 11

4th Stop: _____
 12 13 14 15 16 17 18 19

6th Stop _____
 20 21 22 23 24 25 26 27 28

Write the letter on each blank below that corresponds with the numbers above to find Maggie's location. **■ ■**

_____ _____ _____ _____ _____ _____
8 14 25 27 5 13 11 14 25 25 4 23 23 16 8 14 9 23

Search on Google Earth for this location and find the Zip code. That's your password.

Find Maggie

Answer to riddle: _____ Which state on the west coast of the U.S. contains all the letters in that answer? _____. **You now know which state Maggie is in.**

Fill in the location words you wrote in boxes (not numbered) at each of the stops below:

2nd Stop: _____
 1 2 3 4 5 6 7

3rd Stop: _____
 8 9 10 11

4th Stop: _____
 12 13 14 15 16 17 18 19

6th Stop _____
 20 21 22 23 24 25 26 27 28

Write the letter on each blank below that corresponds with the numbers above to find Maggie's location. **■ ■**

_____ _____ _____ _____ _____ _____
8 14 25 27 5 13 11 14 25 25 4 23 23 16 8 14 9 23

Search on Google Earth for this location and find the Zip code. That's your password.